



A REVIEW ON IMPROVEMENT OF ENERGY EFFICIENCY IN RESIDENTIAL BUILDINGS

PALLA UDAYKIRAN, SATYAVARAPU AKASH, SIMMA SAI SATYA, S.N.V.D.
JAGADEESH

Department of Electrical and Electronics Engineering, GMR Institute of Technology, Rajam-532127, Andhra Pradesh, India

neipall9565@gmail.com

akashsatyavarapu12@gmail.com

saisatyasimma77@gmail.com

ABSTRACT- Energy conservation in utilities has played a vital role in improving energy efficiency in the industrial, commercial, and residential sectors. Improvement of electrical energy efficiency is understood as the reduction in power and energy demands from the electrical system without affecting the normal activities carried out in buildings, industrial plants or any other transformation process. India has emerged as one of the fastest-growing economies in the world, necessitating an equally rapid increase in modern energy consumption. A significant amount of research is being carried out to improve energy efficiency using artificial intelligence (AI) and smart networks, including sensors. Modern energy-efficient technologies are needed to improve energy efficiency. Such technologies are investigated and studied in this term paper. A comparative analysis will be carried out on some of the modern technologies that really improve the energy efficiency in residential buildings, and the findings will be summarized.

KEYWORDS: Comparison between energy consumption in residential and commercial buildings, Energy Efficient Electrical Appliances.

1. INTRODUCTION

The enhancement of the reduction in power and energy demands from the electrical system without disrupting regular operations carried out in buildings, industrial plants, or any other transformation process is referred to as electrical energy efficiency. Energy efficiency gains are typically achieved by adopting a more efficient technology or manufacturing process, or by employing well acknowledged methods for reducing energy losses. Efficient energy use, often known as energy efficiency, is the goal of reducing the quantity of energy necessary to supply products and services while also reducing pollution consequences. Furthermore, an energy-efficient electrical installation enables for cost and technical improvement. That is, the lowering of operation's technical and economic costs. In short, a study on energy savings and efficiency will involve three basic points:

- Support the sustainability of the system and the environment by reducing greenhouse emissions as a result of reducing the energy demand.



- Improving of the technical management of the installations by increasing its efficiency and avoiding stoppages and breakdowns.
- Reduction of the economic cost of the energy as well as the operating costs of the installations.

Actions to promote energy efficiency will become increasingly important as global energy consumption grows. Although the technical possibilities are numerous and the potential savings are substantial, consumers and utilities have been sluggish to invest in the most cost-effective and energy-efficient technology available. Buildings, electric equipment, and appliances in use are inefficient in comparison to what is technically possible. Electric utility energy efficiency measures have a lot of promise to close this gap and save a lot of money. Simply said, energy efficiency implies using less energy to do the same work - in other words, eliminating energy waste. Energy efficiency has a number of advantages, including lowering home and economy-wide expenses, lowering greenhouse gas emissions, and reducing demand for energy imports. While renewable energy technologies also help accomplish these objectives, improving energy efficiency is the cheapest – and often the most immediate – way to reduce the use of fossil fuels. There are enormous opportunities for efficiency improvements in every sector of the economy, whether it is buildings, Transportation, manufacturing, or energy generation are all possible options. Among the several advantages of energy efficiency are: Increased efficiency can reduce greenhouse gas (GHG) emissions and other pollutants, as well as water use. Economic: Improving energy efficiency can help stabilize power costs and volatility by lowering individual utility bills, creating jobs, and lowering individual utility bills.

From a technical point of view, four basic points are considered in order to have a more efficient electrical installation as shown in fig1.

- Contract optimizing
- Measurement systems
- Demand management
- Productivity improving by controlling perturbances and costs.

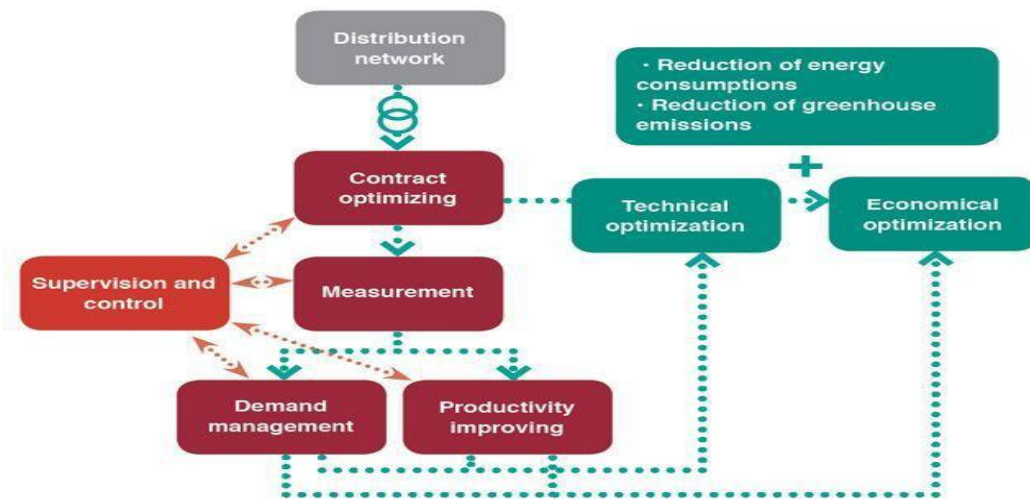


Fig1: Flowchart to improve energy efficiency

1.1 Comparison between energy consumption in residential and Commercial buildings

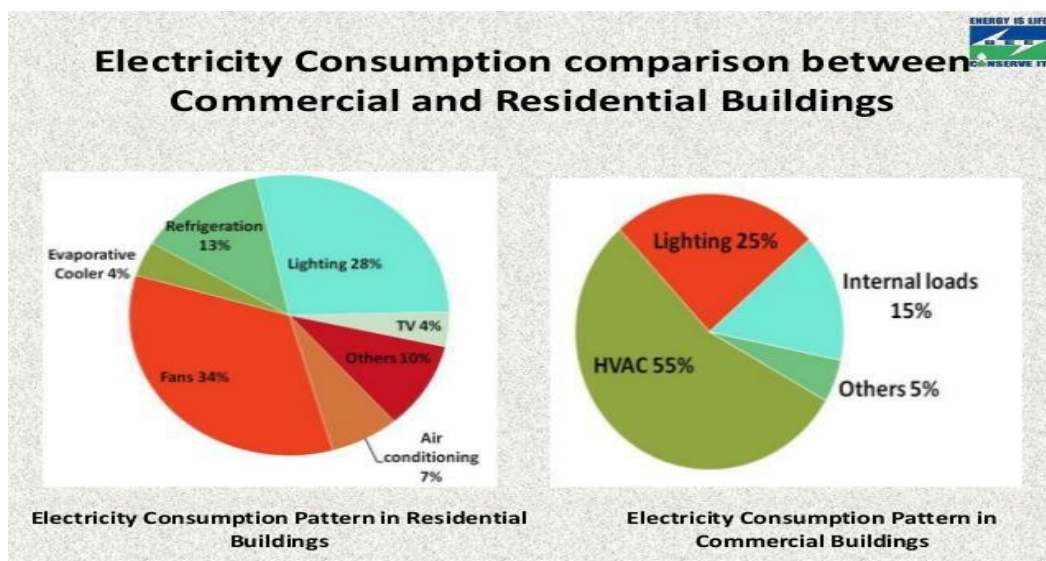


Fig2: Electricity consumption comparison between commercial and Residential Buildings.

In Fig2 As of 2006, roughly 80.8 million single-family houses, 24.8 million multifamily housing units, and nearly 6.9 million mobile homes in the United States were utilizing this energy.

As of 2006, roughly 75 billion square feet (7 billion square meters) of floor space was available in 5 million commercial buildings. The building stock is long-lasting: dwellings can last 100 years or more, commercial buildings can last 50 years or more, and building appliances and equipment can last 10–20

years (IWG, 1997). Nonetheless, throughout the last 30 years, there have been considerable advancements in building energy consumption and efficiency.

2 ENERGY EFFICIENT ELECTRICAL APPLIANCES:

Occupancy Sensors - Infrared, ultrasonic, and microwave sensors that detect movement or noise in room areas can be used to create occupancy linked control. When occupancy is detected, these sensors turn on the lights, then turn them off after a defined amount of time if no movement is observed. They're meant to take the place of manual switches and prevent illumination from being left on in empty places. An occupancy sensor is an interior motion detector that detects the presence of a person and controls lighting, temperature, and ventilation systems.

Types of occupancy sensors:

- Passive Infrared Sensors detect movement and/or increased heat in an area caused by natural increase in movement and heat as people enter the area.
- Ultra-Sonic Sensors emit ultra-sonic waves that bounce off objects in a room with an echo sent to the sensors. The sensitivity of the sensors recognizes movement in the room and responds accordingly shown in the figure 3.
- Micro-Phonic Sensors listen to irregular sound patterns to detect motion in a room.



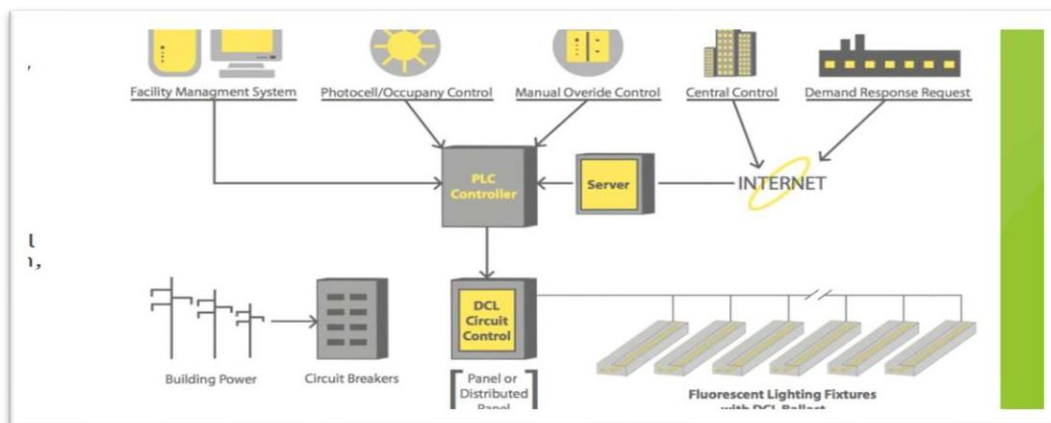
Fig3: Occupancy Sensors

Localized Switching

In applications with vast areas, localized switching should be employed. Individual inhabitants have control over their visual environment, and local switches help save energy. Localized switching allows you to turn off artificial lighting in select places while keeping it on in other parts where it's needed, which is hard to do with a single switch that controls the lighting for the whole room.

Daylight Linked Control

Photoelectric cells can be used either simply to switch lighting on and off, or for dimming. By using an internally mounted photoelectric dimming control system, it is possible to ensure that the sum of daylight and electric lighting always reaches the design level by sensing the total light in the controlled area and adjusting the output of the electric lighting accordingly. If daylight alone is able to meet the design requirements, then the electric lighting can be turned off. The energy saving potential of dimming control is greater than a simple photoelectric switching system.



How does it work:

As shown in the figure 4 When the occupancy sensor detects that the room is inhabited, the photocell calculates how much artificial light is required to maintain the desired level of lighting. The photocell instructs the ballasts to run at their pre-programmed maximum level when there is no natural light. When the photocell detects natural light, the ballasts are muted by the same amount, ensuring that the room's overall lighting remains constant. This is referred to as Daylight Harvesting. The photocell begins a shut-down program when the occupancy sensor detects that the room is vacant. It starts with a 30-second dimming process that may be adjusted in the



field. For 10 minutes, the ballasts' power will be reduced to 35 percent. The fixtures will then switch off. This process is called Dimming. Should the space be re-occupied prior to the system timeout, the occupancy sensor would alert the PLC, and ballast output would immediately return to the level established by the photocell.

2.1. Energy Saving Lamps

A bulb's energy efficiency is usually measured by how much energy it requires compared to how much energy is required by a traditional incandescent bulb to produce the same amount of light. For this example, we're going to compare each bulb to a 60-watt traditional incandescent. Motion sensors are often used in indoor spaces to control electric lighting. If no motion is detected, it is assumed that the space is empty, and thus does not need to be lit. In lighting practice occupancy sensors are sometime also called "presence sensors" or "vacancy sensors".

Before energy-efficient bulbs were released, brightness was measured in watts. It made sense at the time – the more watts, the brighter the bulb. However, now that you've got bulbs producing the same amount of light with far less wattage required, a new metric is used: lumens. Thankfully, each type of light can produce any level of brightness from a common household setting (roughly 500 lumens) to a strong backyard setting (1000+ lumens). With that said, there's really no winner when it comes to overall brightness. The difference here lies in the time it takes to reach full brightness, and the shade of the light itself. Halogen incandescent and LEDs provide bright, consistent light as soon as you flip the switch, but CFLs usually take a minute or two to reach full brightness and are still known to occasionally flicker even after they've been warmed up. Additionally, LEDs and halogens are available in a wider range of hues from warm white to cool blue, whereas CFLs typically fall into the cool blue category.

As shown in figure 5 Comparison between LED and CFL bulbs.

- CFL Lighting- Efficient, Less Expensive, Reduces Air and Water Pollution, High-Quality Light, Versatile.
- LED Lighting- Long-lasting, durable, cost-effective, more efficient.
- Candlelight Bulbs- Replicating the tapered shape of a candle flame, candlelight bulbs are great for decorative fittings, especially when the bulb itself is on show.
- Incandescent Bulbs- An incandescent lamp or incandescent light globe is an electric light with a wire filament heated until it glows. The filament is enclosed in a glass bulb with a vacuum or inert gas to protect the filament from oxidation.



Fig5:LED Bulbs Vs CFLBulbs

Efficiency, lifespan, and color rendering of above-mentioned bulbs are shown in figure 6.



Fig6: Comparison of different bulbs.

Lumens(Brightness)	LED Watts(Viribrig ht)	CFLWatts	IncandescentWatts
400 – 500	6 – 7W	8 – 12W	40W
650 – 850	7 – 10W	13 – 18W	60
1000 – 1400	12 – 13W	18 – 22W	75
1450-1700+	14 – 20W	23 – 30W	100
2700+	25 – 28W	30 – 55W	150

Table 1: Comparing lumens

2.2. Energy Efficient Motors

Minimizing Watts Loss in Motors Improvements in motor efficiency can be achieved without compromising motor performance - at higher cost - within the limits of existing design and manufacturing technology. Any improvement in motor efficiency must result from reducing the Watts losses. All of these changes to reduce motor losses are possible with existing motor design and manufacturing technology. They would, however, require additional materials and/or the use of higher quality materials and improved manufacturing process resulting in increased motor cost. Energy efficient motors use less electricity, run cooler, and often last longer than NEMA (National Electrical Manufacturers Association) B motors of the same size. To effectively evaluate the benefits of high efficiency electric motors, we must define "efficiency". For an electric motor, efficiency is the ratio of mechanical power delivered by the motor (output) to the electrical power supplied to the motor (input).

Efficiency = (Mechanical Power Output / Electrical Power Input) x 100%.

Thus, a motor that is 85 percent efficient converts 85 percent of the electrical energy input into mechanical energy. The remaining 15 percent of the electrical energy is dissipated as heat, evidenced by a rise in motor temperature. Energy efficient electric motors utilize improved motor design and high-quality materials to reduce motor losses, therefore improving motor efficiency.



Fig 7: energy efficient motor

2.3. Energy Efficient Transformers

Most energy loss in dry-type transformers occurs through heat or vibration from the core. The new high-efficiency transformers minimize these losses. The conventional transformer is made up of a silicon alloyed iron (grain oriented) core. However, the latest technology is to use amorphous material - a metallic glass alloy for the core with unique physical and magnetic properties - these new types of transformers have increased efficiencies even at low loads - 98.5% efficiency at 35% load. An amorphous metal transformer (AMT) is a type of energy efficient transformer found on electric grids. The magnetic core of this transformer is made with a ferromagnetic amorphous metal. The typical material (Metglas) is an alloy of iron with boron, silicon, and phosphorus in the form of thin (e.g. 25 μm) foils rapidly cooled from melt. These materials have high magnetic susceptibility, very low coercivity and high electrical resistance. Many more transformers are needed to reliably meet the increasing demand for electricity around the world. The installed global stock is expected to increase by a compounded annual growth rate of 3.7 per cent, more than a doubling the number of transformers between 2015 and 2040. Africa has the highest projected annual growth rate over this period, 4.9 percent, with the installed stock more than tripling.



Fig8: 1600 kVA Amorphous Core Transformer

2.1. Automatic Power Factor Controller

Various types of automatic power factor controls are available with relay/microprocessor logic. Ex-Voltage Control and kVAR Control. Automatic power factor controller project is designed to improve power factor automatically whenever power factor falls below a certain level. Inductive loads remain a reason for low power factor in power system.

Therefore, we need to develop a method to improve power factor automatically. Capacitors grouped into several steps. Suitable switching devices with coupled with inrush current limiting devices are provided for each step. Power Factors sensed by CT in line side. kVAR required to achieve target PF is computed by the Microprocessor based APFC relay. APFC relay switches appropriate capacitor steps. CT senses improved PF and gives feedback. Thus, target PF is achieved.



Fig9: Reactive Power Control Relay

2.1 Voltage Control

Voltage alone can be used as a source of intelligence when the switched capacitors are applied at point where the circuit voltage decreases as a circuit load increases. Generally, where they are applied the voltages should decrease as circuit load increases and the drop in voltage should be around 4–5 % with increasing load. Voltage is the most common type of intelligence used in substation applications, when maintaining a particular voltage is of prime importance. This type of control is independent of load cycle. During light load time and low source voltage, this may give leading PF at the sub-station.

2.2 KVAR Control

Kvar sensitive controls are used at locations where the voltage level is closely regulated and not available as a control variable. The capacitors can be switched to respond to a



decreasing power factor as a result of change in system loading. This type of control can also be used to avoid penalty on low power factor by adding capacitors in steps as the system power factor begins to lag behind the desired value. Kvar control requires two inputs - current and voltage from the incoming feeder, which are fed to the PF correction mechanism, either the microprocessor or the relay. The company claims that the KEC reduces overall energy costs for a home or business by 6% to 25%. We were given several studies that KVAR referenced as proof of their product's efficacy. These studies shared their results but did not describe their testing apparatus or procedure. We tested the KEC ourselves, to determine whether or not the device could reduce a residential electricity bill.

4: CONCLUSION

As a result, by employing energy-efficient electrical equipment, energy efficiency may be enhanced. New technologies are emerging these days that can assist us in enhancing our energy efficiency. As a result, energy management should be viewed as a collection of managerial techniques to increase energy efficiency that are based on mathematical models that explain the object's technological and engineering attributes as well as its operational activities. Only a mix of numerous administrative and engineering methods, carefully chosen for each circumstance, can ensure the optimal outcome. If technical innovations and engineering solutions are part of the management system, they will lead to a more efficient use of energy resources in the enterprise, taking into account possible risks associated with establishing a management decision-making support system aimed at improving energy efficiency and sustainable operation of the organization in general. Since the 1970s, structural modifications in residential structures have typically equalled or outperformed efficiency advances. In all economies, they include increasing gadget ownership and usage, as well as a large increase in average per-capita home floor area. Certainly, there are a variety of motivations for improving energy efficiency, as well as a variety of benefits and drawbacks. Theoretically, the positives win out using the magic formula *ceteris paribus*, and experience from industrialised countries backs this up in practice. Transition economies have the opportunity to enhance or establish energy efficiency, and despite the challenges and drawbacks, EE offers a lot of promise that should be used. While increasing energy efficiency investment might create economic and commercial possibilities, it is impossible to do so without an adequate institutional system to supply both funding and technology inputs.

REFERENCES:

- 1) T.Ramesh, P.Ravi, K.K.Shukla, Lifecycle energy analysis of buildings: an overview, *Energy Build.* 42 (10) (2010) 1592–1600.
- 2) International Code Council (ICC), International Code Adoption; United States Usage of the I-Codes,



ICC Inc., 2018, <https://www.iccsafe.org/abouticc/overview/international-code-adoption>s.

- 3) U.S. Department of Energy, Building energy codes 101; an introduction, *Energy Effic.Renew.Energy*(2010)1–23 https://www.energycodes.gov/sites/default/files/becu/BECU_Codes_101.pdf.
- 4) A. Afram, F. Janabi-Sharifi, Theory and applications of HVAC control systems e a review of model predictive control (MPC), *Build. Environ.* 72(2014)343–355 <https://doi.org/10.1016/j.buildenv.2013.11.016>.
- 5) A. Fouquier, S. Robert, F. Suard, L. Stephan, A. Jay, State of the art in building modelling and energy performances prediction: a review, *Renew. Sustain. Energy Rev.* 23(2013)272–288 <https://doi.org/10.1016/j.rser.2013.03.004>.
- 6) M. Killian, M. Kozek, ten questions concerning model predictive control for energy efficient buildings, *Build. Environ.* 105(2016)403–412 <https://doi.org/10.1016/j.buildenv.2016.05.034>.
- 7) F. Oldewurtel, A. Parisio, C.N. Jones, D. Gyalistras, M. Gwerder, V. Stauch, B. Lehmann, M. Morari, Use of model predictive control and weather forecasts for energy efficient building climate control, *Energy Build.* 45(2012)15–27 <https://doi.org/10.1016/j.enbuild.2011.09.022>.
- 8) F. Oldewurtel, D. Sturzenegger, M. Morari, Importance of occupancy information for building climate control, *Appl. Energy* 101(2013)521–532 <https://doi.org/10.1016/j.apenergy.2012.06.014>.
- 9) L.G. Swan, V.I. Ugursal, Modeling of end-use energy consumption in the residential sector: a review of modeling techniques, *Renew. Sustain. Energy Rev.* 13 (8)(2009).
- 10) H. Zhao, F. Magoules, A review on the prediction of building energy consumption, *Renew. Sustain. Energy Rev.* 16(6)(2012)3586–3592 <https://doi.org/10.1016/j.rser.2012.02.049>.



- 11) L. Pérez-Lombard, J. Ortiz, C. Pout, A review on buildings energy consumption information, *Energy Build.* 40(3)(2008)394–398 <https://doi.org/10.1016/j.enbuild.2007.03.007>.
- 12) F. Goia, Search for the optimal window-to-wall ratio in office buildings in different European climates and the implications on total energy saving potential, *Sol. Energy* 132 (2016)467–492.
- 13) M. Saffari, A. de Gracia, S. Ushak, L.F. Cabeza, Passive cooling of buildings with phase change materials using whole-building energy simulation tools: a review, *Renew. Sustain. Energy Rev.* 80 (2017)1239–1255.
- 14) X. Wang, D. Chen, Z. Ren, Assessment of climate change impact on residential building heating and cooling energy requirement in Australia, *Build. Environ.* 45 (7)(2010)1663–1682.
- 15) C.B. Aktas, M.M. Bilec, Impact of lifetime on US residential building LC A results, *Int. J. Life Cycle Assess.* 17 (3) (2012)337–349.
- 16) T. Wei, Q. Zhu, M. Maasoumy “Co-scheduling of HVAC Control, EV Charging and Battery Usage for Building Energy Efficiency,” *IEEE 2014*, pp. 191-196.
- 17) S. Campa, A. Rodriguez-Gonzalez, J. Ramos, A. Caamano, “Distributed Detection of Events for Evaluation of Energy Efficiency in Buildings,” *IEEE 2011*.
- 18) Y. Han, N. Zhu, “Economic Efficiency Analysis of Energy Efficiency Retrofit for Existing Residential Building in Tangshan, China,” *IEEE 2010*, pp. 200-203.
- 19) J. N. D. Gupta, A. G. Forgie, M. T. Mora “Intelligent Decision-making Support Systems“, *Foundations, Applications and Challenges*—Springer, United Kingdom, 2006.
- 20) V.V. Borisov, “Hybridization of Intellectual Technologies for Analytical Tasks of Decision-Making Support“, *Journal of Computer Engineering and Informatics, Russian Federation*, Vol. 2, Iss. 1, pp. 148–156, 2014.