



Raspberry based Voice Controlled Home Automation

¹Dr.Maniganda P, ²Jaligam Venkatesh, ³Engle Sumalatha, ⁴Gadhegoni Alekhya

¹Professor ^{2,3,4}UG Scholar

Balaji Institute of Technology & Science

Abstract--- The aim of the project is to monitor and control the home appliance using IoT with help of the Google voice assistance. The system consists of the Raspberry PI to perform the total operation and Relay for trig the Loads or home appliances. These Home appliances are interlinked with the IoT (internet of things).We can access the loads, control and monitor anywhere in the world. If we adapt this system for any city and urban areas to save energy and sustainable life style. It will provide good communication compare to automated homes and normal homes.

Keywords--- IoT, Raspberry Pi, Google Voice Assistance.

I. INTRODUCTION

Sometimes most of the peoples forget tune off/on the loads or home appliance in home like lights, fans...etc.if they went out from home or office the power energy is waste due continuously power or loads are on condition. This may waste person time and cost .so improves this system we are moving to the proposed system. The proposed system have controlled with IoT application. This technology combines communication and information. These systems communicate with Local area network and WLAN. By using this technology is used to monitor and control the system. Existing System In existing system we controlled home appliance with help of different communication techniques. Like zigbee, Bluetooth... Proposed System To overcome the Existing system we are moving to the proposed system. In this proposed system we control and monitor the home appliance using Google voice assistance.

II. BLOCK DIAGRAM

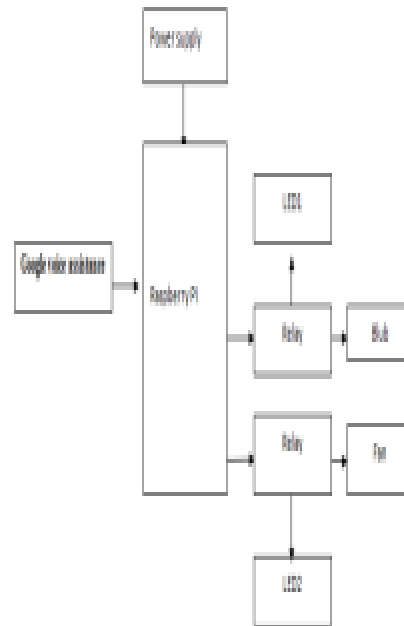


Figure 1: block diagram of the proposed system

Hardware Components

a.1) Raspberry Pi 3 B+ The raspberry PI is a small ATM card size PC. It is a 64 bit quad core processor running at 1.4 GHz, dual-

band 2.4 GHz and 5 GHz wireless LAN, Bluetooth 4.2/BLE, faster Ethernet



Figure 2: Raspberry Pi3 module

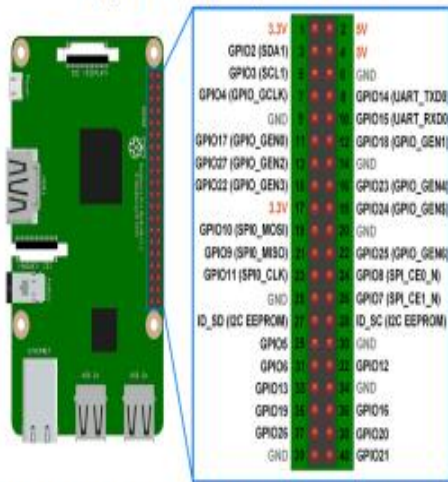


Figure 3: Pin layout of raspberry Pi GPIO used in

a.2) Raspberry Pi model 3 B+ Specs

1. SOC: Broadcom BCM2837B0, Cortex-A53 (ARMv8) 64-bit SoC
2. CPU: 1.4GHz 64-bit quad-core ARM Cortex-A53 CPU
3. RAM: 1GB LPDDR2 SDRAM
4. WIFI: Dual-band 802.11ac wireless LAN (2.4GHz and 5GHz) and Bluetooth 4.2
5. Ethernet: Gigabit Ethernet over USB 2.0 (max 300 Mbps). Power-over-Ethernet support (with separate PoE HAT). Improved PXE network and USB massstorage booting.
6. Thermal management: Yes

7. Video: Yes – Video Core IV 3D. Full-size HDMI

8. Audio: Yes

9. USB 2.0: 4 ports

10. GPIO: 40-pin

11. Power: 5V/2.5A DC power input

12. Operating system support: Linux and Unix

a.3) Raspberry Pi Thermal Performance: Cooler is better The Pi 3B+ benefited from a change to the way the system-on-chip (SoC) is attached to the circuit board, allowing it to better dissipate heat. With the 3A+ having a smaller board, this test captures thermal images under heavy CPU load to show how well the two designs cope



Figure 4: Raspberry Pi 3B+ thermal image (above)

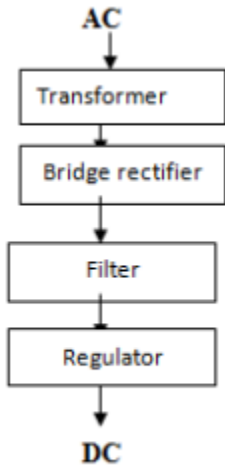


Fig. 5: Flow chart of power supply



Fig. 7: DC motor
Brushed DC Motor
Anatomy

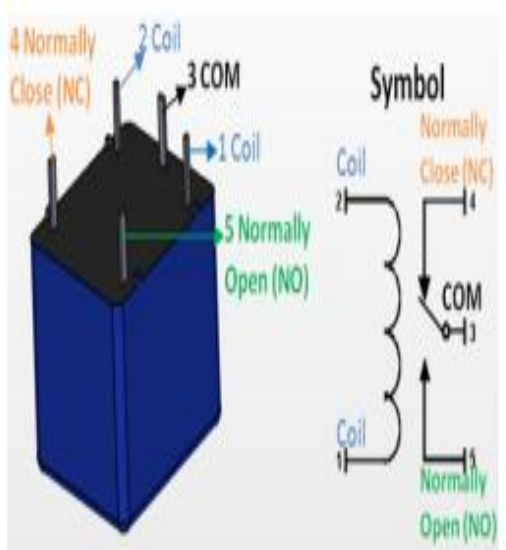


Figure 6: Relay

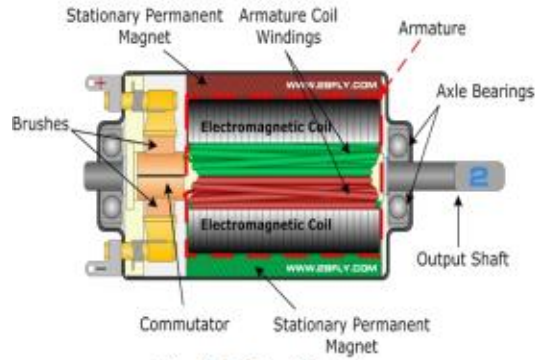


Fig. 8: Inside DC motor

DC motors are used to convert the electrical energy into mechanical energy. These are used in the robotics, fan, and compressors applications

III. SOFTWARE COMPONENTS

a) Raspbian OS Raspbian is debain based operating system for raspberry PI. Raspbian improved in windows environment.

Working Principle

The project operation is simple. We can control the loads by using Raspberry PI and giving commands from Google assistance to Raspberry PI. According to the given commands the raspberry pi will turn on /turn off the loads through the Wi-Fi connectivity.

Applications

- This system is used in homes, offices, industrial areas.

Advantages

- Smart and secure.

- Controlling home appliances from anywhere in the world.

IV. RESULTS



Fig. 9: Hardware design of the project



Fig. 10: Google voice assistance for light on




Fig. 11: Google voice assistance for light off

V. CONCLUSION

In this paper we developed home appliances (fan, electric tubes, refrigerator and washing machine) organize using Google voice assistance with assist of raspberry Pi. Development of such Smart Home achieve by using Internet of Things technologies. This system is human friendly and more secure.

REFERENCES

1. Home Automation Using ATmega328 Microcontroller and Android Application, S.Anusha¹, M.Madhavi², R.Hemalatha³. International Research Journal of Engineering and Technology (IRJET), Volume: 02 Issue: 06 | Sep-2015.
2. Internet of Things: Ubiquitous Home Control and Monitoring System using Android based Smart Phone, Rajeev Piyare. International Journal of Internet of Things 2013, 2(1): 5-11.
3. Design and Implementation of a WiFi Based Home Automation System, Ahmed ElShafee, Karim AlaaHamed. World Academy of Science, Engineering and Technology International Journal of



Computer, Electrical, Automation, Control and Information Engineering Vol. 6, No. 8, 2012.

4. Y.C. You, Cloud-based smart home automation, Thesis, Southern Taiwan University of Science and Technology, Communication Engineering Research Institute, 2013.