




2581-4575



## TITLE : STRUCTURE AND CREATION OF SMALLER AND USUAL TABLE SAW

**AMIT KUMAR SINGH, REJOY ABI CHERYAN, GAGANA TEJA GOUD**

Student, Department of Mechanical Engineering, Narsimha Reddy Engineering College-  
Jawaharlal Nehru Technological University-Hyderabad, Hyderabad  
amit03051998@gmail.com, rejoy.rac15@gmail.com, gaganateja@gmail.com

### ABSTRACT

A seat saw or table saw has for quite some time been utilized for woodworks and metal works. It very well may be utilized with an assortment of edges to accomplish different manufacture applications like cutting, cleaning, and residue cleaning. Table saws comprise of electric motor that are utilized to drive pivoting sharp edges. Our venture work shows the plan and manufacture of a seat saw that uses an electric motor with shaft to mount different cutting edges. The sharp edge is mounted on an arm that can be moved to accomplish wanted and proficient cutting. We structure the machine which has a base casing with a hole parallel to the sharp edge so as to accomplish full slicing when the cutting edge goes through work piece. The whole framework is coordinated and manufactured in like manner to accomplish required instrument.

**Keywords: Design, fabrication, table saw, saw blade**


### 1. INTRODUCTION

The main table saw was created in the 18th century. The woodwork instrument has a fixed arbor and table. You needed to move the table in the up-down development to cut wood at various statures. It was cumbersome in weight through the sharp edge was made of steel thus its strength. It utilized a roundabout movement in cutting wood. The hand-held device was awkward yet could cut plastic and metal notwithstanding wood. It utilized a pressure driven engine as a wellspring of power. The designer was Samuel Miller from Southampton in England in 1777. To cut wood from the device, you had two alternatives: either to clasp it in its tight clamp or hold the part you have to cut on the sharp edge and turn over the engine for

the edge to pivot in a roundabout movement and cut it. Every tooth of the sharp edge punctured the wood and chippings would drop, this was to keep away from the teeth from granulating on the edge. The rough wheel likewise helped cut the wood. Table saws are wanted to make straight or decided slices through reasonably delicate materials, for example, wood, plastics or comparable materials. Present day table saws are ensured and the bleeding edge can be acclimated to change the essentialness of the cut. The most fundamental use for a table saw is to take huge sheets of material, normally wood, and to securely hack it down into increasingly humble pieces to be utilized for different undertakings. The table saw



2581-4575



can rapidly and securely cut one epic sheet of timber into several dozen humbler bits of different shapes and sizes appropriate for tries. To cut wood from the contraption, you had two distinct options: either to confirm it in its tight fasten or hold the part you need to cut on the front line and start the motor for the sharp edge to turn in a round progress and cut it. Each tooth of the bleeding edge entered the wood and chippings would drop, this was to avoid the teeth from squashing on the sharp edge. The crushing wheel additionally helped cut the wood.

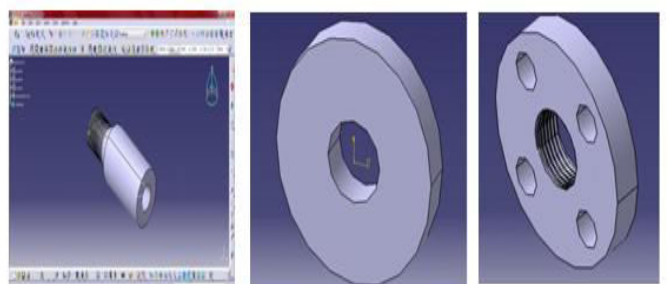
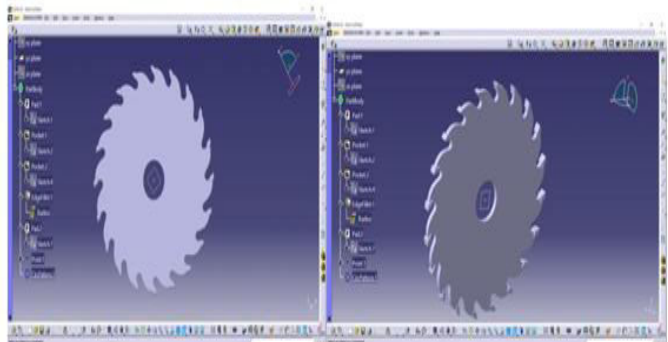
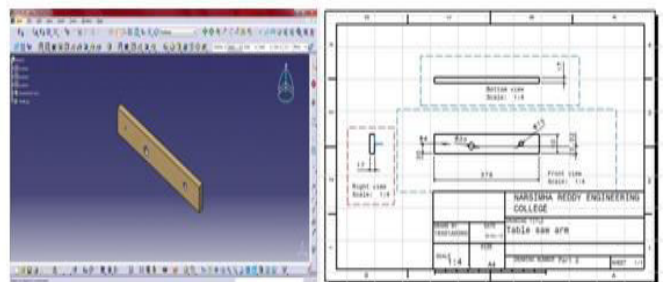
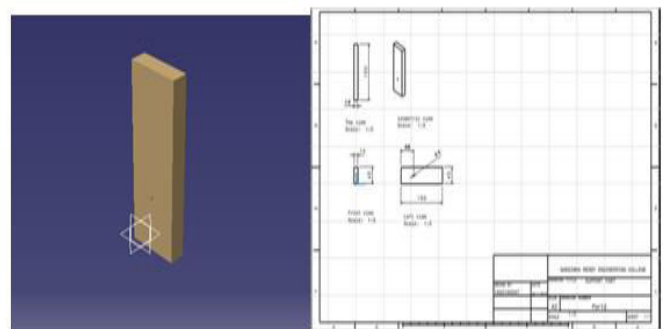
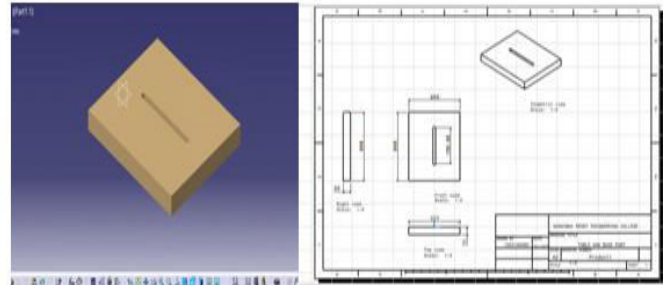
## 2. COMPONENTS REQUIRED

The table saw that is structured is principally comprising of the accompanying segments:

- Base Frame or Bed Frame
- Supporting Frame
- Arm
- Saw Blade
- Arbor and Mandrel
- Motor
- Push Button
- Power Adapter




## DESIGN AND DRAFTING OF VARIOUS COMPONENTS:

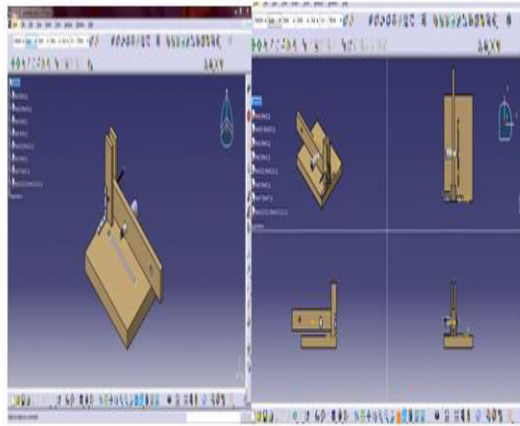




2581-4575



## FINAL OUTLOOK OF MINI TABLE SAW:



## NOMENCLATURE OF SAW BLADE:

1	Make	De Neers
2	Material	Steel
3	Inner Dia	20mm
4	Outer Dia	110mm
5	Number of teeth	30
6	Thickness of Blade	3mm
7	Width of tooth	4mm
8	Tooth height	4mm
9	Density	7860 kg/
10	Possion's Ratio	0.28
11	Modulus of Elasticity	200Gpa
12	Tensile Strength	650-880 MPa
13	Yield Strength	340-350 MPa
14	Tangential Force	110N
15	Passive Force	55N
16	Rake Angle	18°
17	Clearance Angle	14°
18	Arbor diameter 1 &2	30mm

## 3.LITERATURE SURVEY

A table saw machine is a carpentry apparatus comprising of a roundabout saw sharp edge, mounted on an arbor that is driven by an electric engine thusly the drive control from engine is passed to the cutting edge either straightforwardly or by belt. The sharp edge is connected to an arm which is bolstered to two help outline. The main record of patent for that machine was given in 1777 to an English man, Samuel Mill operator. In a cutting edge table saw, the profundity of the cut is

changed by moving the edge all over: the lower the edge goes, the more profound the cut that is made in the material. In some early table saws, the cutting edge and arbor were fixed, and the table was gone here and there to uncover pretty much of the sharp edge. The point of cut is constrained by altering the edge of cutting edge.

## 4.CONCLUSION

This venture work speaks to a straightforward and a working model of a table saw. This form of table saw can cut delicate wood and utilize wood whose thickness is up to 50mm. different materials can likewise be cut if the correct edge is utilized. Bigger width cutting edges can't be fitted onto the mandrel connector. The sharp edge runs on an engine which gives high torque at fast. This variant of table saw is a compact kind table saw and can be utilized to make straight cuts.

Future upgrades should be possible to the table saw in improving the security includes by including sensors that can distinguish any impedances that may separate the work piece and the cutting edge and act in like manner, for instance if the administrators hand is in method for the sharp edge, the edge ought not begin until the administrator expels his hand.

## REFERENCES

- Tawanda Mushiri, Design of a bench saw cutting machine for wood with automatic braking system, 2016
- <https://www.thesharpcut.com/table-saw-types/>
- Bosch, R., 2009. Power Tools for Professionals. [Online] Available at: <https://www.boschtools.com/ca/en/boschtools-ocs/table-saws-4100-30445-p/>




2581-4575

# International Journal For Recent Developments in Science & Technology



A Peer Reviewed Research Journal



- Khurmi, R. S. G. J. K., 2005. A textbook of machine design. 14 ed. New Delhi: EURASIA PUBLISHING HOUSE. Kopecky, Z. a. R. M., 2012.

Impact of dominant vibrations on noise level of dimension circular saw blades. Wood Research, 57(1), pp. 151-160.